

# **ARTIFACTS AND IMAGES: A VISUAL AND INTERACTIVE APPROACH TO THE STUDY OF KOREA**

**GRADES:** 6

**AUTHOR:** Martin O'Brien

**SUBJECT:** Society/Culture

**TIME REQUIRED:** Four to five class periods

## **OBJECTIVES:**

1. Identify the major characteristics of a culture
2. Examine, analyze and interpret artifacts and images of Korea
3. Draw conclusions and form opinions about Korean culture
4. Apply learned knowledge about Korea to compare Korean culture with American culture
5. Compare deaf culture in Korea with deaf culture in America (recommended extended activity)

## **MATERIALS REQUIRED:**

- Korean artifacts
- Slide or power point photo images of Korea
- Internet computer access
- Graphic Organizers

## **BACKGROUND:**

1. One gains knowledge and understanding of the world we live in and ourselves through exploring, investigating, and comparing. In order to better understand ourselves, we each look for similarities and differences between ourselves and our neighbors, between the way we view the world and the way the world is viewed by others. Through an understanding of different cultures, we develop a greater competency to identify with, communicate with, and harmoniously exist within a global community.
2. Korea is a nation rich in cultural heritage and natural beauty. It is a nation with thousands of years of history found within its' palaces, city gates and temples. It is a nation that infuses Buddhist and Confucian traditions within a modern society, a nation of great economic achievement and a nation of unique societal norms, behaviors, and traditions. It is also a nation of beautiful people willing to assist foreign tourists. The study of Korea and Korean culture lends itself to an array of classroom topics for exploration, investigation, and comparison.
3. As a teacher of the deaf, *Artifacts and Images of Korea*, is based on the concept that deaf children are visual learners. An effective educator of the deaf enables students to see, to experience, and to participate in instructional lessons. *Artifacts and Images of Korea* provides students with a visual, hands-on approach to exploring Korean culture and society.

## **PROCEDURE:**

1. *Brainstorm*: Students are asked to work within groups or individually to brainstorm and complete a Graphic Organizer listing various characteristics of a culture. Characteristics may include history, religion, food, art, language, government, clothes, shelter, economics, education, and geography. Explain to the class that these are the areas they will be exploring and investigating during their study of Korean culture (Graphic Organizer is attached).
2. *Korean Artifacts*: Display various artifacts purchased while in Korea. These artifacts may include the South Korean flag, an article of clothing, chopsticks, Celadon pottery, a Korean mask or posters (see Appendix A for examples of Korean artifacts). Students may be asked to describe the object, to identify the purpose of the artifact in Korean society, or to relate the artifact to previously learned information.
3. *Images of Korea*: Using an interactive slide or power point presentation of photos taken while visiting Korea, students will view images of Korea and Korean society. As students view the images, they will be asked to comment on the images presented (see Appendix B for examples of Images of Korea) through teacher guided directive questions. Student comments may be expressed either verbally or through writing depending on the teacher's intent. Both basic and complex directive questions can be developed and designed in a way that lead students to discover information about Korea. The teacher might ask students to express what strikes them most about this photo, to identify five things in the photo, to state what is unusual about this photo, to predict what they think is happening in the photo, to state the purpose of taking this photo, to relate this image to Korean society, or to compare what is happening in this photo to American culture. All teacher-guided directive questions can be used as a springboard to conduct a further and deeper discussion about Korean society.
4. *Graphic Organizers and Essay*: Using the knowledge gained from exploring and examining artifacts and images of Korea, students will develop a Graphic Organizer that compares characteristics of Korean culture with characteristics of American culture (a Graphic Organizer is attached for possible classroom use). Using this information, students will develop a societal comparative essay.
5. *Journal*: As a homework assignment, students will be asked to keep a journal each day of what they learned in class about Korean society.

## **EVALUATION:**

Students will be evaluated on their journals, participation in class, their Graphic Organizers and Essays comparing the characteristics of Korean and American cultures, and a test based on the components of Korean society.

## **RECOMMENDED EXTENDED ACTIVITY:**

*Deaf Culture*: Since this lesson, *Artifacts and Images*, was designed with deaf students in mind, and now that the students have learned about Korean culture, it is strongly suggested that the students do research into deaf culture within Korean society. Since little documented research has been written on deaf culture in Korea, this goal may be attained through the development of pen pal or correspondence via letter or email between students at the Maryland School for the Deaf and students at the Seoul National School for the Deaf. Through correspondence, students will learn about the educational system for the deaf in Korea, university opportunities for the

deaf, civil rights, job opportunities, clubs, organizations, technology and social opportunities for the deaf in Korea.

**ENRICHMENT ACTIVITIES:**

1. Invite a deaf Korean student from Gallaudet University to speak to the class.
2. Visit the Korean Embassy in Washington D.C.
3. Eat lunch at a Korean Restaurant.
4. Visit the Korean exhibit at the Sackler Gallery in Washington D.C.
5. Develop email/pen pal correspondence with students from Daeil Foreign Language High School in Seoul

**ADDRESS RESOURCES:**

- The Seoul National School for the Deaf, 1-1 Singyo-dong, Jongno-gu, Seoul, South Korea 110-032
- Daeil Foreign Language High School, 17-180 Jungneung-dong, Seongbuk-gu, Seoul, Korea

**WEB SITE RESOURCES:**

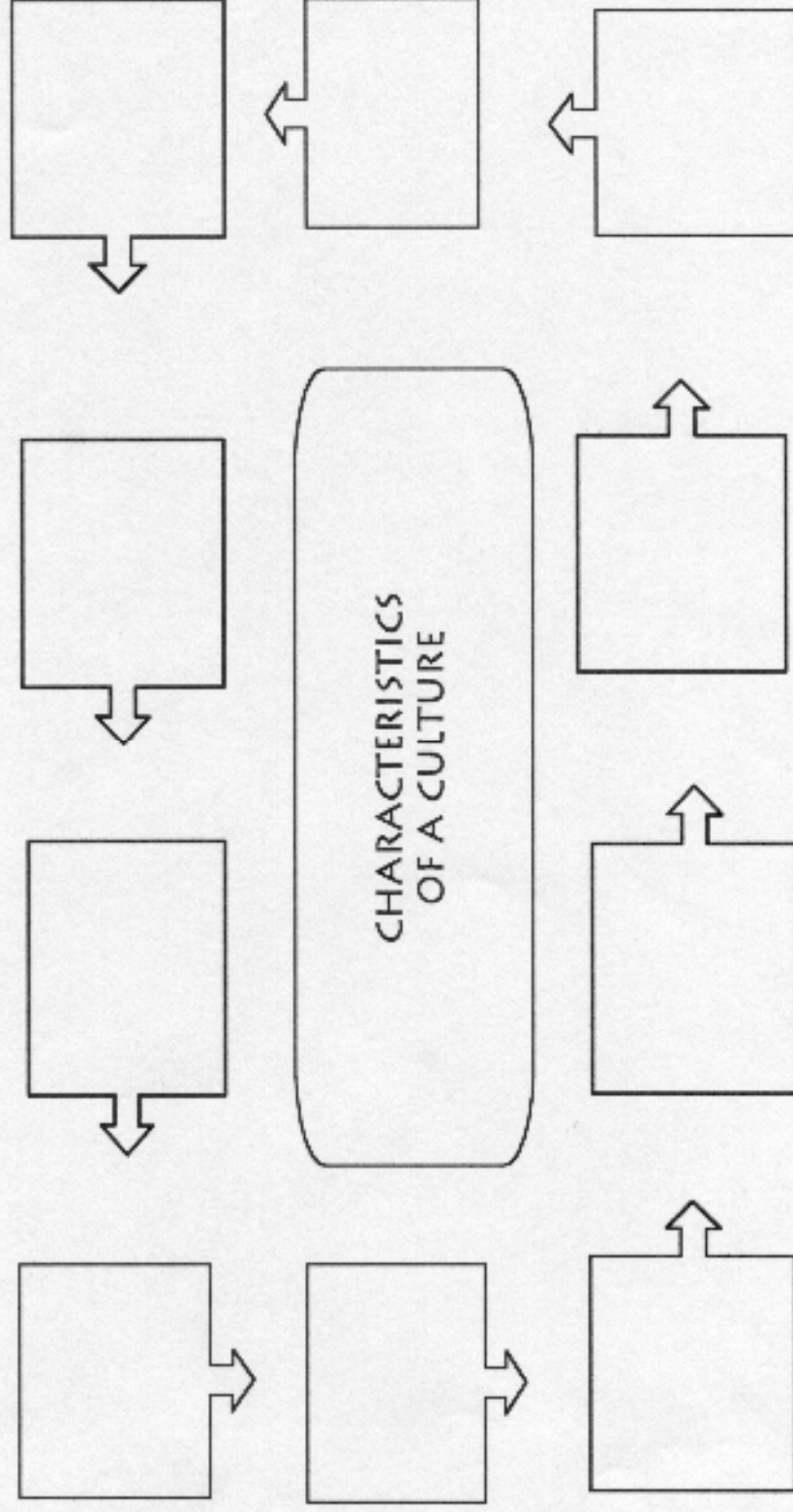
- [www.lifeinkorea.com/information/general.cfm](http://www.lifeinkorea.com/information/general.cfm)
- [www.sogang.ac.kr/~burns/cult96/s870255.html](http://www.sogang.ac.kr/~burns/cult96/s870255.html)
- [http://english.tour2korea.com/02Culture/TraditionalCulture/pottery.asp?konum=subm1\\_1&kosm=m2\\_3](http://english.tour2korea.com/02Culture/TraditionalCulture/pottery.asp?konum=subm1_1&kosm=m2_3)
- <http://www.evl.uic.edu/sopark/thesis/index.html>

Name \_\_\_\_\_

Date \_\_\_\_\_

## CHARACTERISTICS OF A CULTURE

*Directions:* Think about the concept of a culture. Think about what comprises a culture. Complete the Graphic Organizer identifying ten characteristics of a culture.



Name \_\_\_\_\_

Date \_\_\_\_\_

**KOREA AND THE UNITED STATES**  
**A Two Culture Comparative Graphic Organizer**

**Directions:** Complete the attached Graphic Organizer using knowledge learned about Korea through the *Artifacts and Images of Korea lesson*, or through additional computer Internet research.

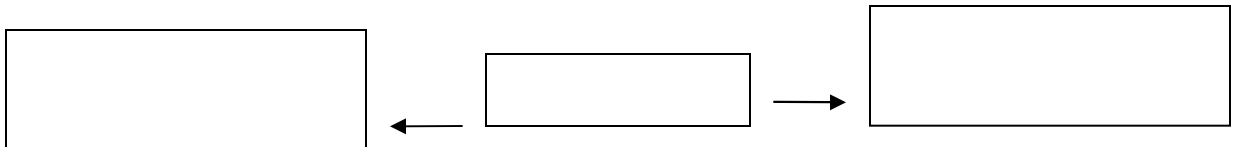
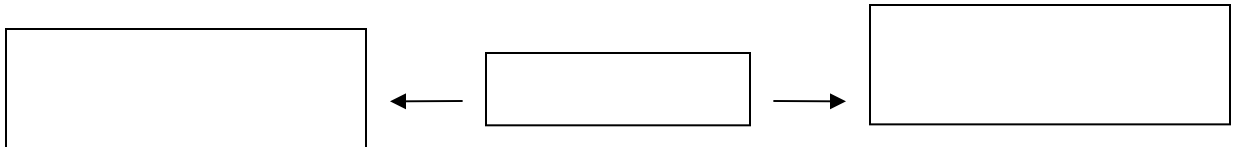


**Part A** - In the left-hand column, list the practices, customs, tools, and technologies for each of the characteristics of culture as they apply to Korea. In the right-hand column, list the practices, customs, tools, and technologies for each of the characteristics of culture as they apply to the United States.



**Part B** - When you are finished, on a separate sheet of paper, write an essay comparing Korean culture and American culture.

**NOTE:** Use the blank boxes in the Graphic Organizer to record additional information you find and wish to add.

## A TWO CULTURE COMPARATIVE GRAPHIC ORGANIZER

KOREA	CHARACTERISTICS	UNITED STATES
	FOOD	
	CLOTHING	
	HOMES	
	RELIGION	
	FAMILY LIFE	
	ART	
	ARCHITECTURE	
	ECONOMY	
	EDUCATION	





## **THE CULTURE OF KOREA RESEARCH GUIDE**

**A. Directions:** Find information about Korea by using a combination of the web sites listed below. Record the information on this form. Use the information to write an essay about Korean culture.

**[www.odci.gov/cia/publications/factbook/](http://www.odci.gov/cia/publications/factbook/)  
[www.lifeinkorea.com/information/general.cfm](http://www.lifeinkorea.com/information/general.cfm)**

**B. Directions:** On a separate sheet of paper, write a paragraph that describes three Korean customs that you learned about during your research.

**C. Directions:** On the same sheet of paper, write a paragraph describing three interesting facts about Korea that you learned about during this research assignment.

LOCATION	
POPULATION	
LANGUAGE	
CAPITAL CITY	
GOVERNMENT TYPE	
GEOGRAPHY	
ECONOMY	
RELIGION	



FOOD	
HOMES	
FAMILY LIFE	
ARCHITECTURE	
EDUCATION	
SPORTS	
ART	
CLOTHING	
HISTORY	

Use this space to record additional information you find and wish to add.
