

Let's Go to Korea!

OVERVIEW

Korea, with its scenic beauty and unique cultural and historic heritage, has much to offer tourists. Approximately 3-4 million foreign visitors travel to Korea annually. U.S. citizens need to prepare a valid passport for travel to South Korea. A visa is not needed for a stay of 30 days or less. No vaccinations are required to enter South Korea. South Korea has three international airports: one in Seoul, one in Pusan, and one on the island of Chejudo. Travel to North Korea is severely restricted.

PURPOSE OF LESSON

- Students will learn about the procedures for traveling to another country.
- Students will learn about some historic and natural landmarks of Korea.

MATERIALS

- tour guide books from the library
- travel brochures from the Korean National Tourism Bureau
Los Angeles: 3435 Wilshire Boulevard, Suite #1110, Los Angeles, CA 90010,
Tel: 213-382-3435
New York: Two Executive Drive. Suite #750, Fort Lee, NJ 07024
Tel: 201-585-0909
- world map, globe
- U.S. map
- chart paper, optional
- worksheet #1 (map of world)
- yarn, optional
- worksheet #2 (passport application and cover)
- worksheet #3 (planning a trip)

Time Frame: 1 day

THE LESSON

1. Ask the students if they have gone on trips to other places. Write a list of places that the class has visited and find them on the U.S. or world map. Tell the students that you would like to take them on a trip to Korea.
2. Form small groups of 3-4 students and have each group plan a trip to Korea. Ask them to write a list of 10 things they must do before their trip. Each group then shares the information with the rest of the class, and it is written down on the blackboard. As each group shares, add only new information. Be sure that the following are included: passport, medicine, money, maps, proper clothing, and a Korean/English dictionary. Talk about why each item is important and how something like proper clothing would be determined (weather and customs).
3. Trace the route to Korea on worksheet #1. Plan the most efficient way to get to Korea. Use yarn from the point of departure in the U.S. to Korea and measure approximate distances.
4. On the chalkboard, write: best route/estimate of miles/flight hours. Estimate how many miles the trip is, and how long it will take. This can be done as a class or in small groups.

Ask students how they can get this information (Internet, travel agent, airlines). For younger students, trace the trip on a large map and ask how they would travel to Korea. Can they drive? Can they swim? Use a small model airplane to simulate the trip and route possibilities. Talk about the size of the Pacific Ocean, and where the airplane could land to refuel. Students can color in the Pacific Ocean, Korea, and their destination on worksheet #1. They can also draw an airplane and ship on separate pieces of paper and put them on coffee stir sticks.

5. Determine how much time it would take to fly. How many airlines fly to Korea from the U.S.? Is it a direct flight or do passengers have to fly to a major city in the U.S. (New York City, Chicago, Los Angeles) to connect on a flight to Korea? How much is a round-trip airline ticket for children? For adults?

6. What kind of the money will be needed in Korea? Find out how much the Korean currency, won , is worth in U.S. dollars. Find items for sale in the newspaper and determine how much they cost in won. Other information to obtain includes: shots and medical advice before entering Korea; departure city and number of miles traveled; departure and arrival times; how much money each student wants to bring in; conversion rate; cost of a telephone call in the daytime, in the evening, and after 11 p.m.

7. Students can fill out worksheet #2 to obtain and create a passport.

8. Simulate an airplane trip to Korea in the following ways:

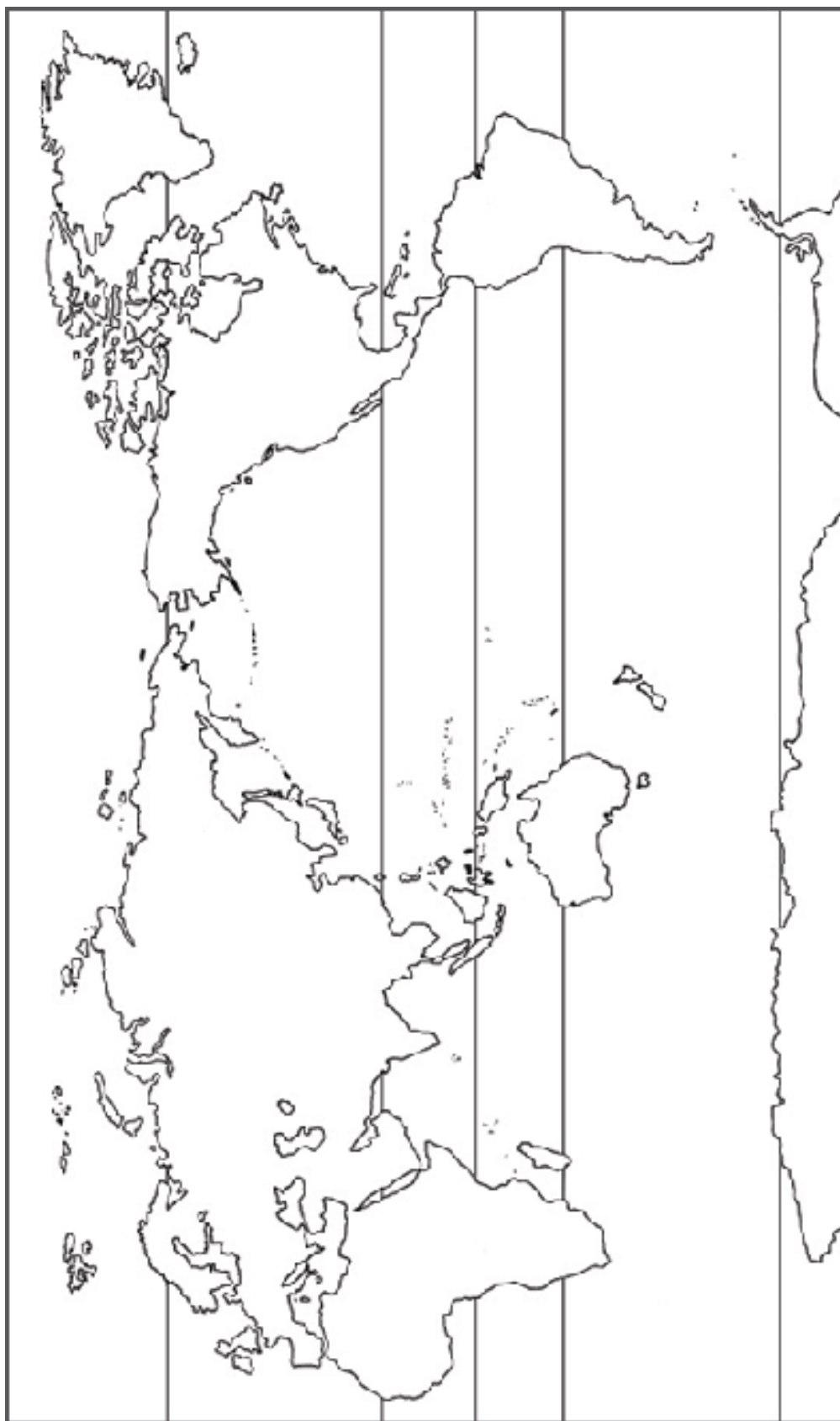
- Arrange the chairs in the room like an airplane.
- Use a tape recording of airplane sounds.
- Serve a Korean snack on the plane.
- Watch a video about Korea to prepare them for the trip.
- At the destination, students can line up for customs and passports can be stamped with a "KOREA" stamp.



EXTENSIONS

1. Extra credit points can be given to students who find out more information about Korea on the Internet. This includes tourist sites, best times to visit, climate and weather. How are time differences calculated?
2. Students can be asked to write to a Korean student about their upcoming trip to Korea. What questions would you ask them about your trip to Korea? How much will the letter cost to mail? Is it more or less expensive to call them?

ASSESSMENT

1. Ask students to record in their journals three things they have to consider for international travel. Younger students can draw a picture of travel to Korea.
2. Ask students to select a destination to go after their trip to Korea. Students can locate the destination on a world map and plot the course from Korea to the destination. They can determine what they would pack, what kind of climate to expect, how long the trip would take and what method of transportation they would use.
3. Ask students to complete worksheet #3. Note that many of the locations can be placed in one or more of the vacation categories.



<p>Name _____</p> <p>Date of Birth</p> <p>_____</p> <p>month day year</p> <p>Place of Birth</p> <p>_____</p> <p>State Country</p> <p>_____</p> <p>Signature</p>	<p>PASSPORT</p>  <p>United States of America</p>
<p>Name _____</p> <p>Date of Birth</p> <p>_____</p> <p>month day year</p> <p>Place of Birth</p> <p>_____</p> <p>State Country</p> <p>_____</p> <p>Signature</p>	<p>PASSPORT</p>  <p>United States of America</p>



UNITED STATES DEPARTMENT OF STATE
APPLICATION FOR ☐ **PASSPORT** ☐ **REGISTRATION**
 (Type or print all capital letters in blue or black ink in white areas only)

1. NAME (First and Middle) <div style="border: 1px solid black; height: 20px; width: 100%;"></div>				IMPORTANT PLEASE READ INSTRUCTIONS ON PAGE 2! <input type="checkbox"/> 5 Yr. <input type="checkbox"/> 10 Yr. Issue Date _____ R D O DP End # _____ Exp. _____			
2. MAIL PASSPORT TO: STREET / RFD # OR P.O. BOX <div style="border: 1px solid black; height: 20px; width: 100%;"></div>							
3. SEX <input type="checkbox"/> M <input type="checkbox"/> F 4. PLACE OF BIRTH (City & State or City & Country) <div style="border: 1px solid black; height: 20px; width: 100%;"></div>							
5. DATE OF BIRTH Month Day Year 6. SOCIAL SECURITY NUMBER <div style="border: 1px solid black; height: 20px; width: 100%;"></div>							
7. HEIGHT Feet Inches <div style="border: 1px solid black; height: 20px; width: 100%;"></div>		8. HAIR COLOR 9. EYE COLOR <div style="border: 1px solid black; height: 20px; width: 100%;"></div>		10. HOME TELEPHONE () 11. BUSINESS TELEPHONE () <div style="border: 1px solid black; height: 20px; width: 100%;"></div>			
12. OCCUPATION <div style="border: 1px solid black; height: 20px; width: 100%;"></div>							
13. PERMANENT ADDRESS (DO NOT LIST P.O. BOX) STREET/RFD # CITY STATE ZIP CODE <div style="border: 1px solid black; height: 20px; width: 100%;"></div>							
14. FATHER'S FULL NAME Last First BIRTHPLACE BIRTHDATE U.S. CITIZEN <div style="border: 1px solid black; height: 20px; width: 100%;"></div>		15. MOTHER'S FULL MAIDEN NAME Last First BIRTHPLACE BIRTHDATE U.S. CITIZEN <div style="border: 1px solid black; height: 20px; width: 100%;"></div>					
16. HAVE YOU EVER BEEN MARRIED? Yes No 17. OTHER NAMES YOU HAVE USED <div style="border: 1px solid black; height: 20px; width: 100%;"></div>		18. HAVE YOU EVER BEEN ISSUED A U.S. PASSPORT? Yes No if YES, COMPLETE NEXT LINE AND SUBMIT PASSPORT IF AVAILABLE DISPOSITION NAME IN WHICH ISSUED MOST RECENT PASSPORT NUMBER APPROXIMATE ISSUE DATE Submitted Stolen Lost Other					
19. EMERGENCY CONTACT. If you wish, you may supply the name, address and telephone number of a person not traveling with you to be contacted in case of emergency. NAME STREET CITY STATE ZIP CODE TELEPHONE RELATIONSHIP		20. TRAVEL PLANS (not mandatory) Date of Trip Month Day Year Length of Trip COUNTRIES TO BE VISITED					
21. STOP. DO NOT SIGN APPLICATION UNTIL REQUESTED TO DO SO BY PERSON ADMINISTERING OATH. I have not, since acquiring United States citizenship, performed any of the acts listed under "Acts or Conditions" on the reverse of this application form (unless explanatory statement is attached). I solemnly swear (or affirm) that the statements made on this application are true and the photograph attached is a true likeness of me.		22. FOR ACCEPTANCE AGENT'S USE Subscribed and sworn to (affirmed) before me Month Day Year (SEAL) (Signature of person authorized to accept application) <input type="checkbox"/> Clerk of Court, Location <input type="checkbox"/> PASSPORT Agent <input type="checkbox"/> Postal Employee <input type="checkbox"/> (Vice) Consul USA					
23. APPLICANT'S IDENTIFYING DOCUMENTS <input type="checkbox"/> DRIVER'S LICENSE ISSUE DATE: Month Day Year EXPIRATION DATE: Month Day Year ID No. _____ <input type="checkbox"/> PASSPORT <input type="checkbox"/> OTHER (Specify) _____ PLACE OF ISSUE: _____ ISSUED IN THE NAME OF: _____							
24. FOR ISSUING OFFICE USE ONLY (Applicant's evidence of citizenship) <input type="checkbox"/> Birth Certificate SR CR City Filed/Issued: <input type="checkbox"/> Passport Bearer's Name: <input type="checkbox"/> Report of Birth <input type="checkbox"/> Naturalization/Citizenship Cert. No.: Issued: <input type="checkbox"/> Other: <input type="checkbox"/> Seen & Returned <input type="checkbox"/> Attached							
25. FEE EXEC. EF OTHER							

WORKSHEET #3

PLACES TO VISIT

Name: _____

Date: _____

1. What kind of vacation do you want to have in Korea? Circle one word below that best describes your vacation:

Adventure

Culture

History

2. Read about the places that you can visit.

SEOUL: Centuries-old palaces, gates, shrines and art museums are located in Seoul. It is not only the administrative capital of Korea but it is also the economic, cultural and educational center. What is the capital of the U.S.?

KOREAN FOLK VILLAGE: This traditional village, located 30 minutes away from Seoul, reenacts Korean traditions and way of living. In the village square, tourists can watch folk dances, tightrope walkers, weddings, kite-flying contests and carpenters and potters at work. Have you been to an historic village in the U.S.? What is it called?

KANGHWADO: Located near Incheon, this island is an area rich in history and natural beauty. Major historic monuments include an altar, fortresses, and a temple. List the names of some islands in the U.S.

PANMUNJOM: Thirty minutes north of Seoul, this village is where the two Koreas agreed to stop fighting at the end of the Korean War. As a result, a line now divides north Korea and south Korea. This area is a joint security area managed by United Nations command guards and North Korean guards. Koreans have not been allowed to cross the line since 1953. What was the name of the "line" that once separated East Germany and West Germany, but was recently torn down?

KYONGJU: This city was the ancient capital of the Silla Kingdom for a thousand years. This historic site has royal tombs, temples, sculptures and fortresses. The ancient tombs contain beautiful crowns, jewelry and other cultural objects. Where in your state can you see historic objects?

CHEJUDO: This island is located in the south of Korea. It enjoys a tropical climate and its plants and landscape are very different from the rest of Korea's. Chejudo has an extinct volcano, wildlife, fishing, boating and other outdoor water sports. What water sports do you enjoy?

SORAKSAN: This mountain is enjoyed by many hikers. It is part of the Kumgangsan Range, or Diamond Mountains. It is a very popular vacation spot for Koreans. What mountain range is closest to where you live?

3. Select three places in Korea that you would visit on this vacation. Make sure that it fits in with the word that you selected above.

4. Locate the places on the Korean map and determine the order in which you will visit the three places.



